



BACHELOR'S DEGREE SALARY MATRIX

STEPS	FY22 SALARY	FY23 SALARY	PERCENTAGE INCREASE FROM FY22 TO FY23	DIFFERENCE
0 - 2	\$41,690	\$43,358	4.00%	\$1,668
3 - 5	\$45,855	\$47,689	4.00%	\$1,834
6 - 8	\$47,865	\$49,780	4.00%	\$1,915
9	\$48,822	\$51,283	5.04%	\$2,461
10	\$48,822	\$51,795	6.09%	\$2,973
11	\$48,822	\$52,313	7.15%	\$3,491
12	\$49,798	\$52,837	6.10%	\$3,039
13	\$49,798	\$53,365	7.16%	\$3,567
14	\$49,798	\$53,899	8.24%	\$4,101
15	\$50,794	\$54,438	7.17%	\$3,644
16	\$50,794	\$54,982	8.25%	\$4,188
17	\$50,794	\$55,532	9.33%	\$4,738
18	\$51,810	\$56,087	8.26%	\$4,277
19	\$51,810	\$56,648	9.34%	\$4,838
20	\$51,810	\$57,214	10.43%	\$5,404
21	\$52,846	\$57,787	9.35%	\$4,941
22	\$52,846	\$58,364	10.44%	\$5,518
23	\$52,846	\$58,948	11.55%	\$6,102
24	\$53,903	\$59,538	10.45%	\$5,635
25	\$53,903	\$60,133	11.56%	\$6,230
26	\$53,903	\$60,734	12.67%	\$6,831
27	\$54,981	\$61,342	11.57%	\$6,361
28	\$54,981	\$61,955	12.68%	\$6,974
29	\$54,981	\$62,575	13.81%	\$7,594
30	\$54,981	\$63,200	14.95%	\$8,219
31	\$54,981	\$63,832	16.10%	\$8,851
32	\$54,981	\$64,471	17.26%	\$9,490
33	\$54,981	\$65,115	18.43%	\$10,134
34	\$54,981	\$65,766	19.62%	\$10,785
35	\$54,981	\$66,424	20.81%	\$11,443




MASTER'S DEGREE SALARY MATRIX

STEPS	FY22 SALARY	FY23 SALARY	PERCENTAGE INCREASE FROM FY22 TO FY23	DIFFERENCE
0 - 2	\$47,941	\$49,859	4.00%	\$1,918
3 - 5	\$52,733	\$54,842	4.00%	\$2,109
6 - 8	\$55,043	\$57,245	4.00%	\$2,202
9	\$56,144	\$58,974	5.04%	\$2,830
10	\$56,144	\$59,563	6.09%	\$3,419
11	\$56,144	\$60,159	7.15%	\$4,015
12	\$57,267	\$60,761	6.10%	\$3,494
13	\$57,267	\$61,368	7.16%	\$4,101
14	\$57,267	\$61,982	8.23%	\$4,715
15	\$58,412	\$62,602	7.17%	\$4,190
16	\$58,412	\$63,228	8.24%	\$4,816
17	\$58,412	\$63,860	9.33%	\$5,448
18	\$59,580	\$64,499	8.26%	\$4,919
19	\$59,580	\$65,144	9.34%	\$5,564
20	\$59,580	\$65,795	10.43%	\$6,215
21	\$60,773	\$66,453	9.35%	\$5,680
22	\$60,773	\$67,118	10.44%	\$6,345
23	\$60,773	\$67,789	11.54%	\$7,016
24	\$61,987	\$68,467	10.45%	\$6,480
25	\$61,987	\$69,151	11.56%	\$7,164
26	\$61,987	\$69,843	12.67%	\$7,856
27	\$63,228	\$70,541	11.57%	\$7,313
28	\$63,228	\$71,247	12.68%	\$8,019
29	\$63,228	\$71,959	13.81%	\$8,731
30	\$63,228	\$72,679	14.95%	\$9,451
31	\$63,228	\$73,405	16.10%	\$10,177
32	\$63,228	\$74,140	17.26%	\$10,912
33	\$63,228	\$74,881	18.43%	\$11,653
34	\$63,228	\$75,630	19.61%	\$12,402
35	\$63,228	\$76,386	20.81%	\$13,158




6-YEAR DEGREE SALARY MATRIX

STEPS	FY22 SALARY	FY23 SALARY	PERCENTAGE INCREASE FROM FY22 TO FY23	DIFFERENCE
0 - 2	\$51,695	\$53,763	4.00%	\$2,068
3 - 5	\$56,860	\$59,134	4.00%	\$2,274
6 - 8	\$59,367	\$61,742	4.00%	\$2,375
9	\$60,554	\$63,606	5.04%	\$3,052
10	\$60,554	\$64,242	6.09%	\$3,688
11	\$60,554	\$64,884	7.15%	\$4,330
12	\$61,765	\$65,533	6.10%	\$3,768
13	\$61,765	\$66,189	7.16%	\$4,424
14	\$61,765	\$66,850	8.23%	\$5,085
15	\$63,000	\$67,519	7.17%	\$4,519
16	\$63,000	\$68,194	8.24%	\$5,194
17	\$63,000	\$68,876	9.33%	\$5,876
18	\$64,261	\$69,565	8.25%	\$5,304
19	\$64,261	\$70,261	9.34%	\$6,000
20	\$64,261	\$70,963	10.43%	\$6,702
21	\$65,546	\$71,673	9.35%	\$6,127
22	\$65,546	\$72,389	10.44%	\$6,843
23	\$65,546	\$73,113	11.54%	\$7,567
24	\$66,857	\$73,845	10.45%	\$6,988
25	\$66,857	\$74,583	11.56%	\$7,726
26	\$66,857	\$75,329	12.67%	\$8,472
27	\$68,194	\$76,082	11.57%	\$7,888
28	\$68,194	\$76,843	12.68%	\$8,649
29	\$68,194	\$77,611	13.81%	\$9,417
30	\$68,194	\$78,387	14.95%	\$10,193
31	\$68,194	\$79,171	16.10%	\$10,977
32	\$68,194	\$79,963	17.26%	\$11,769
33	\$68,194	\$80,763	18.43%	\$12,569
34	\$68,194	\$81,570	19.61%	\$13,376
35	\$68,194	\$82,386	20.81%	\$14,192



DOCTORATE DEGREE SALARY MATRIX

STEPS	FY22 SALARY	FY23 SALARY	PERCENTAGE INCREASE FROM FY22 TO FY23	DIFFERENCE
0 - 2	\$55,446	\$57,664	4.00%	\$2,218
3 - 5	\$60,990	\$63,433	4.00%	\$2,443
6 - 8	\$63,659	\$66,205	4.00%	\$2,546
9	\$64,932	\$68,205	5.04%	\$3,273
10	\$64,932	\$68,887	6.09%	\$3,955
11	\$64,932	\$69,575	7.15%	\$4,643
12	\$66,231	\$70,271	6.10%	\$4,040
13	\$66,231	\$70,974	7.16%	\$4,743
14	\$66,231	\$71,684	8.23%	\$5,453
15	\$67,556	\$72,401	7.17%	\$4,845
16	\$67,556	\$73,125	8.24%	\$5,569
17	\$67,556	\$73,856	9.33%	\$6,300
18	\$68,907	\$74,594	8.25%	\$5,687
19	\$68,907	\$75,340	9.34%	\$6,433
20	\$68,907	\$76,094	10.43%	\$7,187
21	\$70,285	\$76,855	9.35%	\$6,570
22	\$70,286	\$77,623	10.44%	\$7,338
23	\$70,285	\$78,399	11.54%	\$8,114
24	\$71,691	\$79,183	10.45%	\$7,492
25	\$71,691	\$79,975	11.56%	\$8,284
26	\$71,691	\$80,775	12.67%	\$9,084
27	\$73,125	\$81,583	11.57%	\$8,458
28	\$73,125	\$82,399	12.68%	\$9,274
29	\$73,125	\$83,223	13.81%	\$10,098
30	\$73,125	\$84,055	14.95%	\$10,930
31	\$73,125	\$84,895	16.10%	\$11,770
32	\$73,125	\$85,744	17.26%	\$12,619
33	\$73,125	\$86,602	18.43%	\$13,477
34	\$73,125	\$87,468	19.61%	\$14,343
35	\$73,125	\$88,342	20.81%	\$15,217



NON-DEGREE SALARY MATRIX

STEPS	FY22 SALARY	FY23 SALARY	PERCENTAGE INCREASE FROM FY22 TO FY23	DIFFERENCE
0 - 2	\$41,690	\$43,358	4.00%	\$1,668
3 - 5	\$45,855	\$47,689	4.00%	\$1,834
6 - 8	\$47,865	\$49,780	4.00%	\$1,915
9	\$48,822	\$51,283	5.04%	\$2,461
10	\$48,822	\$51,795	6.09%	\$2,973
11	\$48,822	\$52,313	7.15%	\$3,491
12	\$49,798	\$52,837	6.10%	\$3,039
13	\$49,798	\$53,365	7.16%	\$3,567
14	\$49,798	\$53,899	8.24%	\$4,101
15	\$50,794	\$54,438	7.17%	\$3,644
16	\$50,794	\$54,982	8.25%	\$4,188
17	\$50,794	\$55,532	9.33%	\$4,738
18	\$51,810	\$56,087	8.26%	\$4,277
19	\$51,810	\$56,648	9.34%	\$4,838
20	\$51,810	\$57,214	10.43%	\$5,404
21	\$52,846	\$57,787	9.35%	\$4,941
22	\$52,846	\$58,364	10.44%	\$5,518
23	\$52,846	\$58,948	11.55%	\$6,102
24	\$53,903	\$59,538	10.45%	\$5,635
25	\$53,903	\$60,133	11.56%	\$6,230
26	\$53,903	\$60,734	12.67%	\$6,831
27	\$54,981	\$61,342	11.57%	\$6,361
28	\$54,981	\$61,955	12.68%	\$6,974
29	\$54,981	\$62,575	13.81%	\$7,594
30	\$54,981	\$63,200	14.95%	\$8,219
31	\$54,981	\$63,832	16.10%	\$8,851
32	\$54,981	\$64,471	17.26%	\$9,490
33	\$54,981	\$65,115	18.43%	\$10,134
34	\$54,981	\$65,766	19.62%	\$10,785
35	\$54,981	\$66,424	20.81%	\$11,443